

PRODUCT INFORMATION:

Thermal energy:	59,2 kWh,	PL: 61 kWh
Energy efficiency:	86 %,	PL: 88 %
CO%:	0,08 %,	PL: 0,08 %
Heat storage capacity:		
	100% after 6,7 hours,	PL: after 7,9 hours
	50% after 22,0 hours,	PL: after 26,2 hours
	25% after 35,7 hours,	PL: after 42,4 hours

PRODUCT NUMBER:

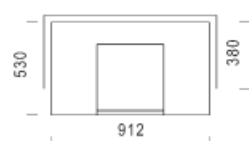
Product	Product number	Weight kg	Height mm
HESTIA SOLO	2S	1670	1824
HESTIA SOLO-1	2S-1	1725	1824
HESTIA SOLO-2	2S-2	1730	1824
HESTIA SOLO PL	2SP	2140	1824
HESTIA SOLO G	2SG	1700	1824
HESTIA SOLO PL G	2SPG	2175	1824

NEEDED FOR ASSEMBLY:

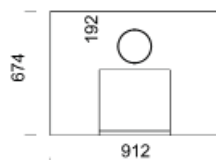
* Mortar 1 x 25 kg (not included in NunnaUuni delivery)

NOTE!

See the product pictures of PL and glass models (G) from the 3pdf!



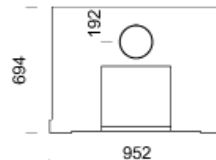
HESTIA SOLO



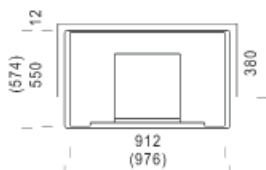
HESTIA SOLO PL



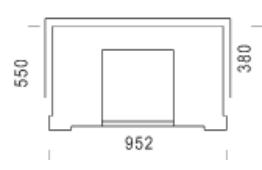
HESTIA SOLO G



HESTIA SOLO PL G



HESTIA SOLO-1



HESTIA SOLO-2

PL = Top connection

PRODUCT INFORMATION

	BAKING OVEN / BAKING SPACE		FIREWOOD			FLUE CALCULATION VALUES ⁽¹⁾				MAX. FLUE TEMPERATURE IN SECURITY TEST
	Width [mm]	Depth [mm]	Length fireplace / cooker [cm]	Max amount of wood [kg]	Length baking oven [cm]	Flue gas temperature [°C]	Min. flue draught [Pa]	Mass flow [g/s]	Flue connection Ø	Temperature °C
Hestia Solo / Hestia Solo G	384	356	33	16	-	261	-12	17	160	295
Hestia Solo PL / Hestia Solo PL G	384	356	33	16	-	261	-12	17	160	362

FLUE CONNECTION TABLE

	RECOMMENDED FLUE [mm]			FLUE CONNECTION MEASUREMENTS [mm]			INCOMING AIR			
	approx. 150x150	approx. 150x200	approx. 150x300	[A]	[B]	[C]	Incoming air pipe location L [mm]	Replacement air unit	HRT	Burning air approx. m³/h
Hestia Solo / Hestia Solo G	-	x	x	150-180	250	350	370	-	920006	70-100
Hestia Solo PL / Hestia Solo PL G	-	-	-	-	-	-	514	-	920006	70-100

SAFETY DISTANCES TO COMBUSTIBLE MATERIALS

	According to EN 15250			
	Behind	On the sides	Top	Front
Hestia Solo / Hestia Solo G	50	200	200	1000
Hestia Solo PL / Hestia Solo PL G	50	200	200	1000

¹⁾ The flue calculation values apply for countries that require flue calculation in accordance with the DIN 18160 and DIN EN 13384 standards. It is recommendable to contact chimney sweeper beforehand.

Take a notice of the countryspecific approvals in section 3

NOTES!

The flue heat category required by the fireplace is T400.

The recommended minimum flue height is 5 m with Ø180 mm. In countries where the flue calculation is required, should the calculation be done according to the instructions and regulations of the flue calculation.

A damper designed for adjusting the draft is always recommended for a flue connection or flue.

Country- and region-specific regulations must be adhered to when installing the fireplace

