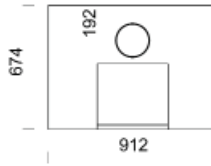


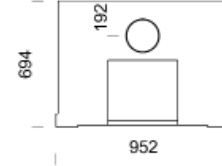
JOYA



JOYA PL



JOYA G



JOYA PL G

PRODUCT INFORMATION:

Thermal energy:	56,2 kWh,	PL: 56 kWh
Energy efficiency:	82 %,	PL: 85 %
CO%:	0,08 %,	PL: 0,08 %
Heat storage capacity:		
	100% after 6,8 hours,	PL: after 6,6 hours
	50% after 22,5 hours,	PL: after 28,9 hours
	25% after 36,4 hours,	PL: after 49,5 hours

PRODUCT NUMBER:

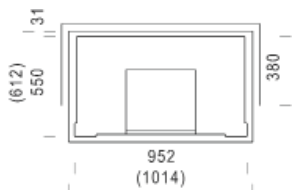
Product	Product number	Weight kg	Height mm
JOYA	2T	1500	1536
JOYA-1	2T-1	1610	1536
JOYA-2	2T-2	1560	1536
JOYA-3	2T-3	1565	1536
JOYA PL	2TP	1890	1536
JOYA G	2TG	1520	1536
JOYA PL G	2TPG	1920	1536

NEEDED FOR ASSEMBLY:

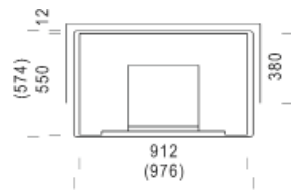
* Mortar 1 x 25 kg (not included in NunnaUuni delivery)

NOTE!

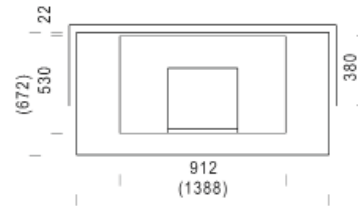
See the product pictures of PL and glass models (G) from the 3pdf!



JOYA-1



JOYA-2



JOYA-3

PL = Top connection

PRODUCT INFORMATION

	BAKING OVEN / BAKING SPACE		FIREWOOD			FLUE CALCULATION VALUES ⁽¹⁾				MAX. FLUE TEMPERATURE IN SECURITY TEST
	Width [mm]	Depth [mm]	Length fireplace / cooker [cm]	Max amount of wood [kg]	Length baking oven [cm]	Flue gas temperature [°C]	Min. flue draught [Pa]	Mass flow [g/s]	Flue connection Ø	Temperature °C
Joya / Joya G	-	-	33	16	-	261	-12	17	160	362
Joya PL / Joya PL G	-	-	33	16	-	219	-12	21	160	320

FLUE CONNECTION TABLE

	RECOMMENDED FLUE [mm]			FLUE CONNECTION MEASUREMENTS [mm]			INCOMING AIR			
	approx. 150x150	approx. 150x200	approx. 150x300	[A]	[B]	[C]	Incoming air pipe location L [mm]	Replacement air unit	HRT	Burning air approx. m³/h
Joya / Joya G	-	x	x	150-180	250	350	370	-	920006	70-100
Joya PL / Joya PL G	-	-	-	-	-	-	514	-	920006	70-100

SAFETY DISTANCES TO COMBUSTIBLE MATERIALS

	According to EN 15250			
	Behind	On the sides	Top	Front
Joya / Joya G	50	150	200	1000
Joya PL / Joya PL G	50	150	200	1000

¹⁾ The flue calculation values apply for countries that require flue calculation in accordance with the DIN 18160 and DIN EN 13384 standards. It is recommendable to contact chimney sweeper beforehand.

Take a notice of the countryspecific approvals in section 3

NOTES!

The flue heat category required by the fireplace is T400.

The recommended minimum flue height is 5 m with Ø180 mm. In countries where the flue calculation is required, should the calculation be done according to the instructions and regulations of the flue calculation.

A damper designed for adjusting the draft is always recommended for a flue connection or flue.

Country- and region-specific regulations must be adhered to when installing the fireplace

